


Dong-Ah Geological Engineering Co., Ltd.

2018 1Q

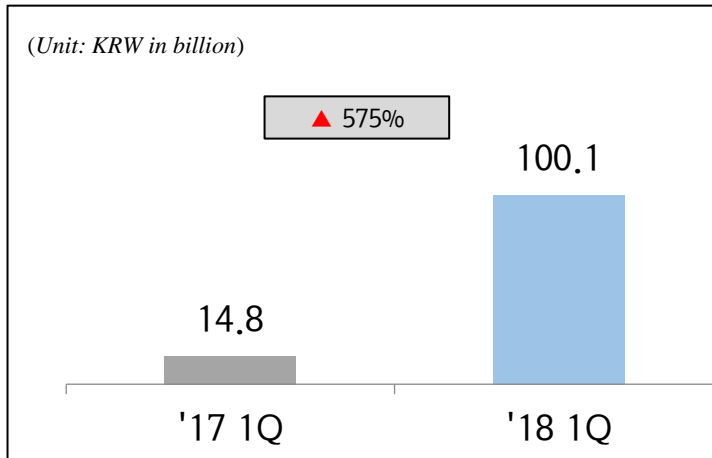




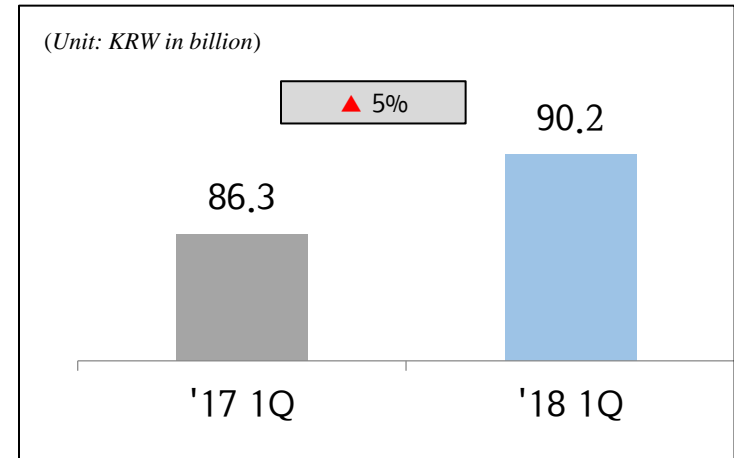
Contents

- 1 **2018 1Q RESULTS**
- 2 **NEW ORDERS & CONTRACTS BALANCE**
- 3 **FINANCIAL STATEMENTS**

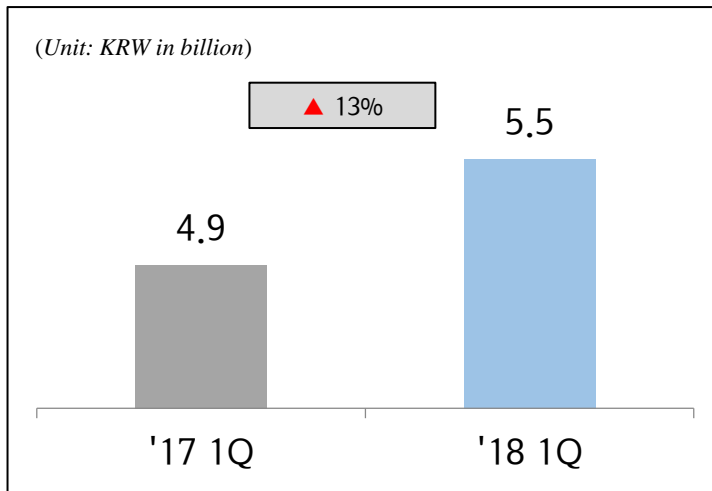
■ NEW ORDERS



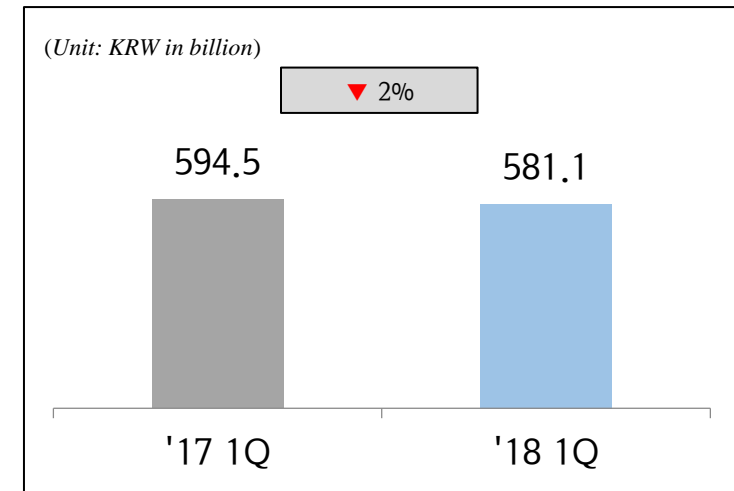
■ SALES



■ OPERATING PROFIT



■ CONTRACTS BALANCE



NEW ORDERS

(Unit: KRW in billion)

DIVISION	2016	2017	2018 1Q
DOMESTIC	263	244	74
OVERSEAS	260	(2)	26
TOTAL	523	242	100

CONTRACTS BALANCE

(Unit: KRW in billion)

DIVISION	2016	2017	2018 1Q
DOMESTIC	301	400	434
OVERSEAS	365	157	147
TOTAL	666	557	581

DIVISION	2016	2017	2018 1Q
TBM	(29)	92	26
Ground Improvement	310	39	42
Others	242	111	32
TOTAL	523	242	100

DIVISION	2016	2017	2018 1Q
TBM	144	156	154
Ground Improvement	258	116	132
Others	264	285	295
TOTAL	666	557	581

(Unit: KRW in billion, except per share)

ACCOUNT	2016	2017	2018 1Q
TOTAL ASSETS	299	257	275
CURRENT ASSETS	208	175	200
NON-CURRENT ASSETS	91	82	75
TOTAL LIABILITIES	149	101	117
CURRENT LIABILITIES	142	99	115
NON-CURRENT LIABILITIES	7	2	2
TOTAL EQUITY	149	156	158
SHARE CAPITAL	5.7	5.7	5.7
DEBT RATIO	100 %	65 %	65 %
SALES	323	340	90
OPERATING PROFIT	12.5	20.3	5.5
NET INCOME	11.4	17.1	4.4
EARNINGS PER SHARE	₩ 1,007	₩ 1,514	₩ 392

2020
Go together
Get Tomorrow

<http://www.dage.co.kr>

